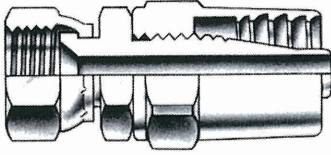


## LENZ J.I.C. 37° S.A.E. 45° SWIVEL HOSE FITTINGS

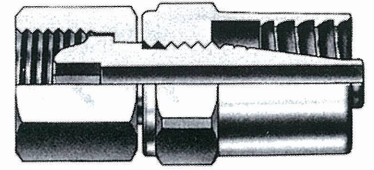
Materials Are All Brass  
Except For Steel Swivel Nut.  
Brass Nut Optional.  
S.A.E. Swivel Nuts Are  
Notched For Identification



| HOSE I.D. | HOSE O.D. | CAT. NO. WITH 3/16-20 TH'D. JIC & SAE | CAT. NO. WITH 1/2-20 TH'D. JIC & SAE | CAT. NO. WITH 3/16-18 TH'D. JIC ONLY | CAT. NO. WITH 5/8-18 TH'D. SAE ONLY | CAT. NO. WITH 3/4-16 TH'D. JIC & SAE |
|-----------|-----------|---------------------------------------|--------------------------------------|--------------------------------------|-------------------------------------|--------------------------------------|
| 3/16      | 7/16      | 90J-4                                 | —                                    | —                                    | —                                   | —                                    |
| 3/16      | 1/2       | 93J-4                                 | —                                    | —                                    | —                                   | —                                    |
| 3/16      | 15/32     | 95J-4                                 | —                                    | —                                    | —                                   | —                                    |
| 3/16      | 9/16      | 96J-4                                 | —                                    | —                                    | —                                   | —                                    |
| 1/4       | 15/32     | 97J-4                                 | —                                    | 97J-6                                | 97S-6                               | —                                    |
| 1/4       | 19/32     | 98J-4                                 | —                                    | 98J-6                                | 98S-6                               | —                                    |
| 1/4       | 1/2       | 99J-4                                 | —                                    | 99J-6                                | 99S-6                               | —                                    |
| 1/4       | 17/32     | 100J-4                                | —                                    | 100J-6                               | 100S-6                              | —                                    |
| 1/4       | 9/16      | 101J-4                                | —                                    | 101J-6                               | 101S-6                              | —                                    |
| 1/4       | 5/8       | 102J-4                                | —                                    | 102J-6                               | 102S-6                              | —                                    |
| 1/4       | 21/32     | 103J-4                                | —                                    | 103J-6                               | 103S-6                              | —                                    |
| 1/4       | 11/16     | 104J-4                                | —                                    | 104J-6                               | 104S-6                              | —                                    |
| 1/4       | 3/4       | 105J-4                                | —                                    | 105J-6                               | 105S-6                              | —                                    |
| 5/16      | 9/16      | —                                     | 106J-5                               | —                                    | —                                   | —                                    |
| 5/16      | 5/8       | —                                     | 107J-5                               | —                                    | —                                   | —                                    |
| 5/16      | 21/32     | —                                     | 108J-5                               | —                                    | —                                   | —                                    |
| 5/16      | 11/16     | —                                     | 109J-5                               | —                                    | —                                   | —                                    |
| 5/16      | 3/4       | —                                     | 110J-5                               | —                                    | —                                   | —                                    |
| 3/8       | 5/8       | —                                     | —                                    | 112J-6                               | 112S-6                              | —                                    |
| 3/8       | 21/32     | —                                     | —                                    | 113J-6                               | 113S-6                              | —                                    |
| 3/8       | 11/16     | —                                     | —                                    | 114J-6                               | 114S-6                              | —                                    |
| 3/8       | 3/4       | —                                     | —                                    | 115J-6                               | 115S-6                              | —                                    |
| 1/2       | 3/4       | —                                     | —                                    | —                                    | —                                   | 135HU                                |
| 1/2       | 7/8       | —                                     | —                                    | —                                    | —                                   | 136HU                                |

## RE-USABLE PAINT-SPRAY AIR HOSE FITTINGS (Brass)

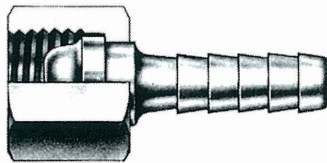
FIT ALL STANDARD PAINT-SPRAY CONNECTIONS



Reusable type that can be used over and over again. Accurately machined from brass bar stock. Easily and quickly attached to all standard hose connections without special tools. Stems without hex have Allen hex inside.

| HOSE I.D. | HOSE O.D. | CAT. NO. with NO. 1 NUT (3/16 - 20NS) | CAT. NO. with NO. 2 NUT (5/8 - 18NF) | CAT. NO. with NO. 4 NUT (9/16 - 18NF) | CAT. NO. with NO. 5 NUT (3/4 - 18NPS) | CAT. NO. with NO. 8 NUT (3/8 - 18NPS) |
|-----------|-----------|---------------------------------------|--------------------------------------|---------------------------------------|---------------------------------------|---------------------------------------|
| 3/16      | 7/16      | 90-P-1                                | 90-P-2                               | 90-P-4                                | —                                     | 90-P-8                                |
| 3/16      | 1/2       | 93-P-1                                | 93-P-2                               | 93-P-4                                | —                                     | 93-P-8                                |
| 3/16      | 15/32     | 95-P-1                                | 95-P-2                               | 95-P-4                                | —                                     | 95-P-8                                |
| 3/16      | 9/16      | 96-P-1                                | 96-P-2                               | 96-P-4                                | —                                     | 96-P-8                                |
| 1/4       | 15/32     | 97-P-1                                | 97-P-2                               | 97-P-4                                | 97-P-5                                | 97-P-8                                |
| 1/4       | 19/32     | 98-P-1                                | 98-P-2                               | 98-P-4                                | 98-P-5                                | 98-P-8                                |
| 1/4       | 1/2       | 99-P-1                                | 99-P-2                               | 99-P-4                                | 99-P-5                                | 99-P-8                                |
| 1/4       | 17/32     | 100-P-1                               | 100-P-2                              | 100-P-4                               | 100-P-5                               | 100-P-8                               |
| 1/4       | 9/16      | 101-P-1                               | 101-P-2                              | 101-P-4                               | 101-P-5                               | 101-P-8                               |
| 1/4       | 5/8       | 102-P-1                               | 102-P-2                              | 102-P-4                               | 102-P-5                               | 102-P-8                               |
| 1/4       | 21/32     | 103-P-1                               | 103-P-2                              | 103-P-4                               | 103-P-5                               | 103-P-8                               |
| 1/4       | 11/16     | 104-P-1                               | 104-P-2                              | 104-P-4                               | 104-P-5                               | 104-P-8                               |
| 1/4       | 3/4       | 105-P-1                               | 105-P-2                              | 105-P-4                               | 105-P-5                               | 105-P-8                               |
| 5/16      | 9/16      | 106-P-1                               | 106-P-2                              | 106-P-4                               | 106-P-5                               | 106-P-8                               |
| 5/16      | 5/8       | 107-P-1                               | 107-P-2                              | 107-P-4                               | 107-P-5                               | 107-P-8                               |
| 5/16      | 21/32     | 108-P-1                               | 108-P-2                              | 108-P-4                               | 108-P-5                               | 108-P-8                               |
| 5/16      | 11/16     | 109-P-1                               | 109-P-2                              | 109-P-4                               | 109-P-5                               | 109-P-8                               |
| 5/16      | 3/4       | 110-P-1                               | 110-P-2                              | 110-P-4                               | 110-P-5                               | 110-P-8                               |
| 3/8       | 5/8       | 112-P-1                               | 112-P-2                              | 112-P-4                               | 112-P-5                               | 112-P-8                               |
| 3/8       | 21/32     | 113-P-1                               | 113-P-2                              | 113-P-4                               | 113-P-5                               | 113-P-8                               |
| 3/8       | 11/16     | 114-P-1                               | 114-P-2                              | 114-P-4                               | 114-P-5                               | 114-P-8                               |
| 3/8       | 3/4       | 115-P-1                               | 115-P-2                              | 115-P-4                               | 115-P-5                               | 115-P-8                               |
| 1/2       | 3/4       | 135-P-1                               | 135-P-2                              | 135-P-4                               | 135-P-5                               | —                                     |
| 1/2       | 7/8       | 136-P-1                               | 136-P-2                              | 136-P-4                               | 136-P-5                               | —                                     |

## LENZ PAINT SPRAY AIR HOSE CONNECTORS



Lenz Paint-Spray Air Hose Connectors are stem type with swivel nut. They afford an inexpensive method of easily and quickly making connections on any standard paint spray hose. Accurately machined from brass bar stock.

Can Be Used With Brass Ferrules On Page 17

| HOSE I.D. | CAT. NO. with NO. 1 NUT (3/16" - 20NS) | CAT. NO. with NO. 2 NUT (5/8" - 18NF) | CAT. NO. with NO. 4 NUT (9/16" - 18NF) | CAT. NO. with NO. 5 NUT (3/4" - 18NPS) | CAT. NO. with NO. 8 NUT (3/8" - 18NPS) | CAT. NO. with NO. 21 NUT (1/2" - 14NPS) | CAT. NO. with NO. 23 NUT (3/4" - 14NPS) |
|-----------|--|---------------------------------------|--|--|--|---|---|
| 3/16      | 2WP-1                                  | 2WP-2                                 | 2WP-4                                  | 2WP-5                                  | 2WP-8                                  | —                                       | —                                       |
| 1/4       | 12WP-1                                 | 12WP-2                                | 12WP-4                                 | 12WP-5                                 | 12WP-8                                 | —                                       | —                                       |
| 5/16      | 18WP-1                                 | 18WP-2                                | 18WP-4                                 | 18WP-5                                 | 18WP-8                                 | —                                       | —                                       |
| 3/8       | 22WP-1                                 | 22WP-2                                | 22WP-4                                 | 22WP-5                                 | 22WP-8                                 | —                                       | —                                       |
| 1/2       | —                                      | —                                     | —                                      | —                                      | —                                      | 42WP-21                                 | —                                       |
| 3/4       | —                                      | —                                     | —                                      | —                                      | —                                      | —                                       | 52WP-23                                 |

It is critical that the O.D. and I.D. of the hose and fitting correspond. EXAMPLE: 1/4" I.D. and 1/2" O.D. We use 99 Series fittings.

### Attention:

None of the hose fittings manufactured and/or sold by THE LENZ COMPANY are to be used for life dependency applications such as in diving, for oxygen, air, or other breathing applications.

There are instances where the weight of long hose lines would be on the fitting with the possibility of the hose pulling out of the fitting. This could have disastrous results in a breathing application.

We specifically call your attention to the 90 through 136 Low Pressure Fittings shown in this Catalog LP 301, WDM, or revisions thereof. These fittings are intended for welding, low pressure hydraulics or pneumatics.

This non-use for life dependency applications such as in diving, for oxygen, air or other breathing applications applies to all of the hose fittings manufactured and/or sold by THE LENZ COMPANY and/or related companies. None of our fittings are designed for this type of use.